

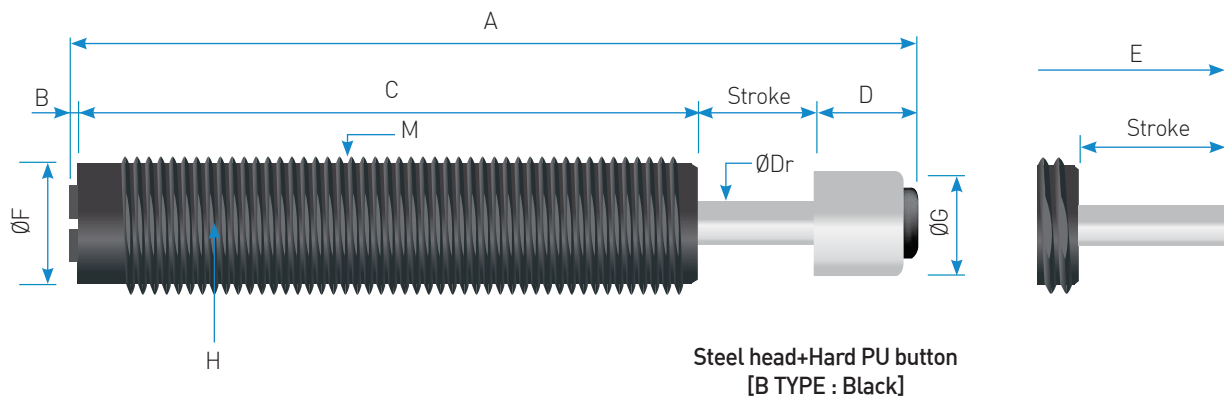
IAA14 - 12(B) / 16 - 12(B)

Engineering Data

Model	Stroke (mm)	Max.Energy / Cycle(Nm) E _T	Max.Energy / Hour(Nm/h) E _T C	Effective Weight(kg) m _e	Recoil Forec(N)		Weight(g)
					Ext.	Comp.	
IAA14 - 12(B)	12	18	38,000	1.8 - 400	4.9	11.4	60
IAA16 - 12(B)	12	24	47,200	2-530	5	11.5	84

Dimensions

Model	Stroke	A	B	C	D	E	F	G	H	M	Dr
IAA14 - 12(B)	12	96	1.2	72.8	10	86	Ø12	Ø10.5	SW:12.5	M14X1.5	Ø4
IAA16 - 12(B)	12	97	1.2	71.3	12.5	84.5	Ø10.5	Ø13.6	SW:14.5	M16X1.5	Ø5



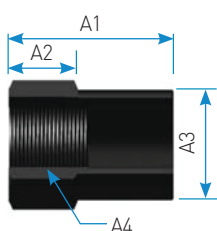
Accessories

- Two Lock Nuts included for each absorber
- Other accessories to be ordered separately

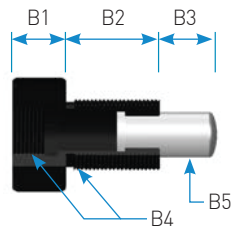
(unit : mm)

Stop Collar	Side Load Adapter	Clamp Mount	Lock Nut	A1	A2	A3	A4	B1	B2	B3	B4	B5	C1	C2	C3	C4	C5	C6	D1	D2	D3
SC14X1.5	SLA14-12	CM14X1.5	LN14X1.5	27	12	Ø18	M14 X 1.5	14	19.5	12	M14 X 1.5	Ø6	20	20	32	12	M14 X 1.5	M5 X 25L	19	M14 X 1.5	5
SC16X1.5	SLA16-12	CM16X1.5	LN16X1.5			Ø19	M16 X 1.5	19	22.8		M16 X 1.5	Ø8	24	22	36	16	M16 X 1.5	M6 X 25L		M16 X 1.5	6

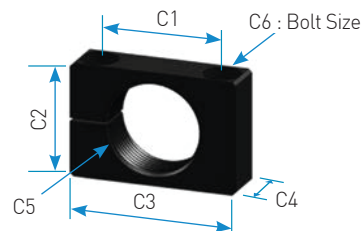
Stop Collar



Side Load Adapter



Clamp Mount



Lock Nut

